

# SHARP

Be Original.

**MX-8081**  
**MX-7081**

Digital Full Colour Multifunctional System

## The Do-it-all Document System That's One Step Ahead



simply better **business**

# Power and Versatility for Simply Better Business

Speed, quality, and adaptability. That's what your office needs in an MFD. And that's what you get with this reliable and user-friendly document solution. Copy, scan, and print speeds are lightning quick. Output quality is consistently superb, with a wide range of finishing options to choose from. And customisable features let you shape it into your ideal document partner. Whether in a business, government, or educational setting, this MFD handles high-volume document demands with ease.



## 1 Finisher

You can choose an optional finisher that supports commonly used finishing functions. It also offers the following useful capabilities: a Stapleless Stapler crimps the corner of paper to keep up to five sheets securely bound; and a Manual Stapler lets you staple documents at the MFD without the need of a conventional stapler.



## 2 Saddle Stitch Finisher

Perfect for booklet making, this option automatically staples, punches holes\*, and folds. With the addition of the optional Trimming Module, the edges of saddle-stitched documents can be trimmed to a beautifully consistent finish.

\* Requires separate Punch Module option.




## 3 Folding Unit

This option performs five types of automated folding for efficient production of direct mail and other items.



## 4 Inserter

Thanks to two 200-sheet input trays that can handle different types of paper, the optional Inserter can add pre-printed covers and coloured pages to give documents a high-grade, professional look.



## Simply Better Experience

This MFD can be customised to meet the needs of individual users, making operation simpler than ever. Such ease of use ensures that everyday jobs are done smoothly and quickly and that high-quality colour documents are created with ease. This is one MFD that's sure to boost your workplace efficiency.

Office users



## Simply Better Process

This MFD is a central document hub designed for outstanding productivity and easy operation by every member of your team. The MFD can give your whole office a boost and help you to grab new business opportunities and expand your business.

Business owners / directors



## Simply Better Admin

Simple, secure system administration is the bedrock of every successful business. As a system administrator, setting up a secure environment with this MFD is easy. Not only does this provide peace of mind, it also enables your entire team to work more efficiently.

IT managers / administrators



10

11

### 5 Curl Correction Unit

To ensure smooth paper transport, top and bottom rollers on this optional unit keep paper from warping.

### 6 Duplex Single Pass Feeder

Because this highly reliable document feeder scans both sides of two-sided originals in one pass, large-volume documents can be scanned quickly and efficiently.




### 7 Tilttable 10.1-Inch Touchscreen

A user-friendly tilttable touchscreen interface incorporating a new Easy UI mode makes it easy and intuitive to operate the MFD.



### 8 Status Indicator

The optional Status Indicator provides status alerts, including notice of errors, via green and red LED lights that can easily be seen from a distance.



### 9 QWERTY Keyboard

Adding the full-size retractable QWERTY keyboard option makes it easy to type in any needed information.



### 10 Multi Bypass Tray

This option can feed in up to 500 sheets.

### 11 Large Capacity Trays

Adding 5,000-sheet (2,500 x 2) Large Capacity Trays expands paper capacity for high-volume jobs. 3,000- and 3,500-sheet trays are also optionally available.

## Smart Duplex Single Pass Feeder

The MFD features a highly efficient DSPF (duplex single pass feeder) that scans both pages of two-sided documents in one pass—in batches of up to 300 sheets. With scanning speeds of up to 120 opm\* (one-sided) or 240 opm\* (two-sided), the MFD is quick to finish even large jobs. The DSPF has smart document-feeding features that let you work more efficiently, along with other handy features that help keep your documents confidential.

\* Originals per minute; when feeding A4 sheets

### LED Signal (ready to scan)

This LED signals that your document is placed correctly and is ready to scan.

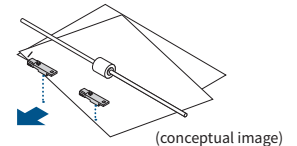


### Multi-Feed Detection

The DSPF detects when two or more sheets are fed at once and stops automatically.

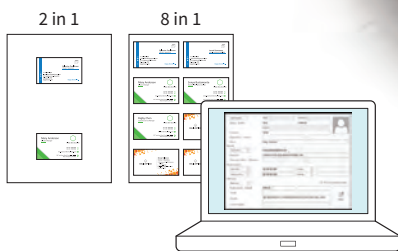

### Skewed-Sheet Detection

Sensors detect sheets that are not fed in straight—for example, a loose page of a corner-stapled document. If this happens, the DSPF stops automatically.



### See-Through Tray

Part of the DSPF tray is see-through, making it easier to see your scanned documents.



### Business Card Management

A dedicated business card feeder on the DSPF scans batches of up to 150 cards. It reads the contact details on each card via OCR and then exports the details to your chosen contact management system. You can also use the feeder to make copies with 1, 2, or 8 cards per sheet.

### LED Alert (document retrieval)

This LED lights up and reminds you to retrieve your document after scanning.

## Convert Documents via OCR

OCR capability on this MFD lets you convert a scanned document into a searchable PDF file or into an editable Office Open XML (pptx, xlsx, docx) file. This means you can do speedy text searches, even with large-volume documents, and you can easily copy and paste text data into other applications.

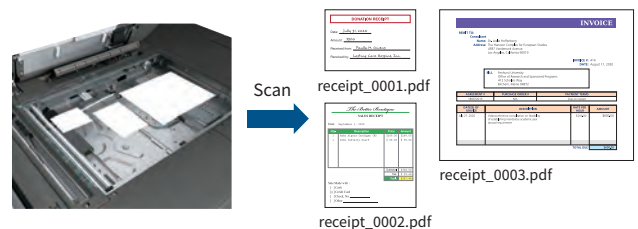
## Intermediate Toner Hopper for Continuous Runs

Thanks to an intermediate toner hopper, there's no need to stop the MFD during large-volume copy/print jobs when the toner cartridge needs changing. The MFD can use toner from the toner hopper to continue printing while the empty toner cartridge is replaced with a new one.



## Multicrop and Image Crop Functions

Multiple receipts, photos, and other items can be scanned all at once, with each one saved as a separate file. This helps you streamline the filing of receipts and bills. The MFD can also crop photos from documents such as magazine pages and save them as individual files.



## Versatile Fax Functions (option)

- **Super G3 Fax** function
- **Internet Fax** lets you exchange faxes via e-mail
- **PC-Fax** sends PC documents directly to a fax machine via a phone line


## Print Release\*

The Print Release function lets you send documents to the main MFD, which acts as a server and stores them for printing out from any other compatible MFD on the network. This function comes in handy when the main MFD is in use or under maintenance, letting you finish your job with minimal waiting.

\* Contact a Sharp customer representative for details on the recommended maximum number of connectable MFDs.

## Large Paper Capacity

While the MFD holds a generous 3,100 sheets of paper, this standard capacity can be expanded to meet the needs of high-volume jobs. Adding an optional 500-sheet Multi Bypass Tray and 5,000-sheet (2,500 x 2) Large Capacity Trays boost capacity to 8,500 sheets. And when a tray runs out of paper, the Auto Tray Switching function automatically switches to another tray with the same-sized paper.



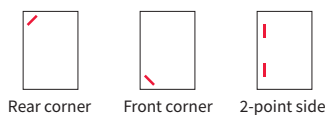
## In-Line Finishing Options

A range of finishing options work to automate time-consuming finishing tasks. Options are available to suit a variety of workplaces and applications.

	MX-FN34 Finisher	MX-FN35 Saddle Stitch Finisher	MX-FN21 Finisher	MX-FN22 Saddle Stitch Finisher	MX-FD10 Folding Unit
Max. paper capacity* <sup>1</sup>	3,250 sheets	3,250 sheets	4,250 sheets	4,250 sheets	-
Stapleless stapling	Yes	Yes	-	-	-
Manual stapling	Yes	Yes	-	-	-
Saddle stitching	-	Yes	-	Yes	-
Punching* <sup>2</sup>	Yes	Yes	Yes	Yes	-
Folding	-	Yes* <sup>3</sup>	-	Yes* <sup>3</sup>	Yes
Trimming* <sup>4</sup>	-	-	-	Yes	-
Insertion* <sup>5</sup>	-	-	Yes	Yes	-

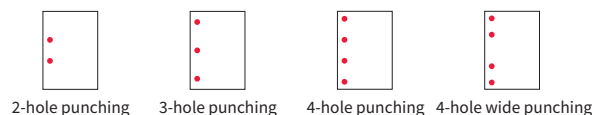
\*1: A4, 80 g/m<sup>2</sup> \*2: Requires optional punch module \*3: Half-fold only \*4: Requires optional trimming module \*5: Requires optional inserter

### Stapling



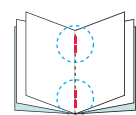
Rear corner Front corner 2-point side

### Punching



2-hole punching 3-hole punching 4-hole punching 4-hole wide punching

### Saddle Stitching

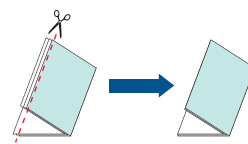


### Folding

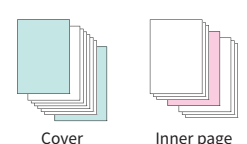


Z-fold C-fold Accordion fold Double fold Half-fold

### Trimming



### Insertion



Cover Inner page

## Office Direct Printing\*

Print common Microsoft Office files without using a PC. With this MFD, you can print a Word, Excel, or PowerPoint file directly from a mobile device, cloud service, USB drive, or file server.

\* The actual printout may look different from what is displayed on the computer screen. This function is enabled via Qualcomm® DirectOffice™ technology.

## Versatile Paper Handling

• **Paper Sizes:** The MFD supports an extensive range of standard paper sizes from A5 to SRA3/A3 wide, along with custom paper sizes up to 330 x 488 mm. Thanks to its printable area of 319 x 480 mm, this MFD enables full-bleed printing of an A3 image with crop marks or two A4 images with crop marks. It can also handle extra-long paper up to 1,300 mm\*.

\* Sharp recommends using the optional MX-LT10 for this function. Please contact a Sharp customer representative for details.

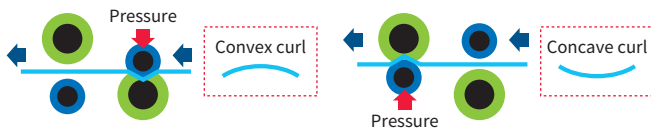
• **Paper Weights:** The MFD handles paper as thin as 55 g/m<sup>2</sup> and as thick as 300 g/m<sup>2</sup>. Duplexing is possible for paper ranging from 60 g/m<sup>2</sup> to 300 g/m<sup>2</sup>.

• **Paper Types:** In addition to plain paper, the MFD accommodates a number of other paper types, including coated, textured, or embossed paper. Envelopes can be fed via the fourth standard paper tray, so you can print more of them at once.

# RELIABILITY

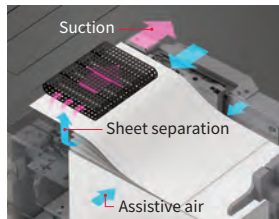
## Curl Correction Unit

The optional Curl Correction Unit uses top and bottom rollers to smooth out sheets during paper travel. This keeps the paper from warping before it goes to the finisher and contributes to fast, stable paper feeding.



## Air-Feed System

For smooth paper handling and travel, an air-feed system on the optional MX-LC13 N Large Capacity Trays minimises paper jams and the feeding of more than one sheet at a time.



## Full Front Access

Particularly convenient during toner cartridge replacement, an unlikely paper jam, and other operations, full front access to all key machine components ensures easy maintenance—and maximum uptime.



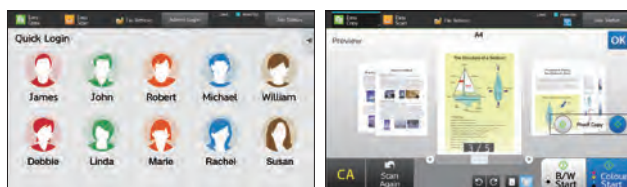
## Highly Rigid Main Frame

A highly rigid support frame isolates and protects critical machine components in the MFD, ensuring increased durability and reliability. The unit can withstand heavy use in locations where rapid, high-volume output is demanded.

# EASE OF USE

## 10.1-Inch Colour LCD Touchscreen

Operating the MFD is easy and intuitive with the 10.1-inch colour LCD touchscreen. Just tap your dedicated user icon to access a personally customised operation screen. In Easy UI mode, the touchscreen displays simple icons for frequently used functions like duplexing and paper size selection. And with the Advanced Preview function, you can check document finishes, edit pages in advance, and more.



Quick login

Preview mode (3D)

## Pop-up Command Screen

Insert a USB drive into the MFD and a print/scan command screen will automatically pop up on the LCD. Right away you can print files from the USB drive—which are displayed as thumbnails—or you can scan documents directly to the USB drive.



## Integrated Device Management

As a system administrator, you can get the most out of a Sharp document system by using Sharp's efficiency-boosting device management tools. From a single location, you can use Sharp Remote Device Manager\* (SRDM) to manage multiple Sharp MFDs.

\* Contact a Sharp customer representative for availability and other details.

## Automated Scanner Settings\*1

Tap on the LCD touchscreen's Auto Set button to have the MFD perform a host of actions automatically. It can determine scan resolution, skip blank pages in a multi-page document, or reorient pages mixed in upside down. The MFD can also tell whether a document being scanned is colour or B/W. If it is B/W it can automatically select the optimal setting for text—monochrome or greyscale. What's more, it can adjust skewed documents\*2, so you don't have to re-scan them. Automatic functions like these save you time and effort, while ensuring optimal scan results.

\*1: Easy UI mode only \*2: PDF format only

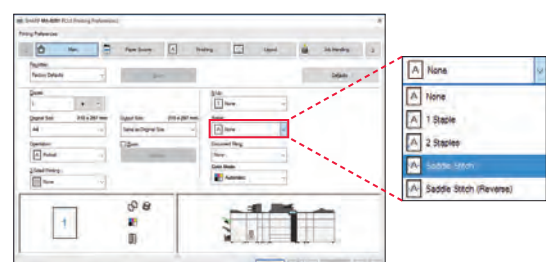


Home screen

Easy Scan mode

## Printer Driver with Easy Setup

The printer driver setup window features a simple design that includes larger buttons and drop-down menus, making it easier than ever to use printer functions.



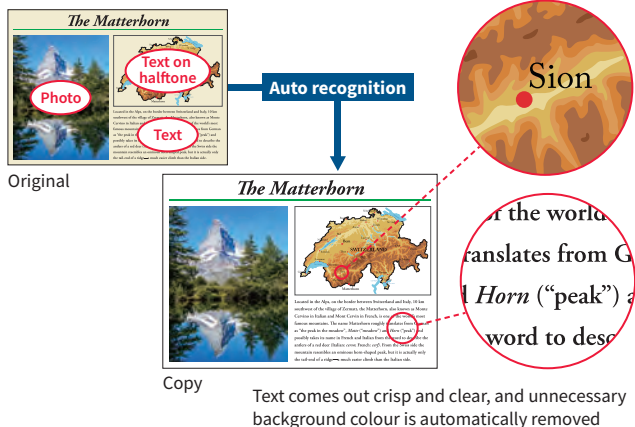
## Auto Process Control

To maintain consistently high image quality during large-volume print jobs, the MFD employs a periodic colour calibration system. Image density sensors monitor image consistency to minimise colour variance between pages. As an added advantage, the MFD makes the necessary colour adjustments without stopping the print job, ensuring time-efficient printing.

## Easy, High-Quality Copying and Scanning

Through an advanced three-step process, **Auto Colour Mode** provides faithful and fully automated copying and scanning in both colour and B/W—all with a simple press of the Start button. Here's how it works: **Auto Colour Selection** automatically determines whether a page is colour or B/W. **Auto Original Type Selection** then analyses page contents to distinguish between different components (such as photos, text, and text on halftone backgrounds) and selects the appropriate mode. It uses machine learning to optimally reproduce text and images. Finally, **Background Suppression** automatically removes unnecessary background colour.

### Auto Colour Mode



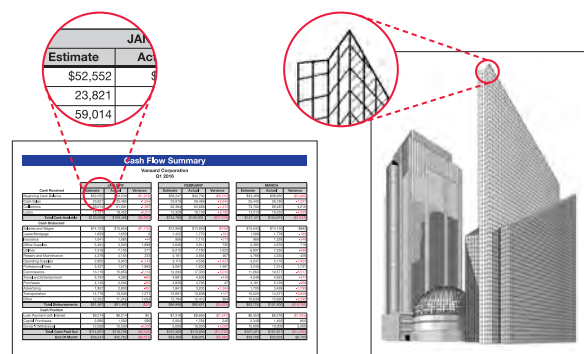
## Thick Paper Scanning Mode\*

Select this mode when you're scanning paper with a thickness of 158 to 220 g/m<sup>2</sup> via the DSPF. Whether you're making a copy, sending a fax, or saving a scan, thick sheets are scanned with high quality.

\* When using this mode, some scan functions may not be available. Also, this mode is not available with Easy Scan mode or when uploading scanned data to cloud services.

## Line Width Adjustment

This function adjusts the width of lines. Fine lines, which are otherwise difficult to render properly, turn out sharp and crisp. Intricate line drawings, complex graphs and charts, and detailed spreadsheets are reproduced with exceptional quality and precision.



## Developer Refresh System

By discharging old developer little by little and continuously replacing it with new developer, this system prevents developer deterioration, ensuring stable print quality over the long term.

## Fiery® Server for Outstanding Quality and Efficiency

Paired with the MX-PE15, an industry-leading EFI™ Fiery embedded server, this MFD becomes a powerful integrated solution for managing professional in-plant and busy on-demand printing environments.



### Centralised Control and Automated Management

The MX-PE15 Fiery Server offers a centralised solution that features the award-winning Command WorkStation® with a de facto industry-standard print job management user interface. It's intuitively easy to preview jobs, check their progress, and do reprints.

### Efficient Variable Data Printing

Fiery FreeForm™ is an efficient variable data printing (VDP) format that is especially effective for mass-customised printing of mixed-media documents such as flyers and direct mailers. With FreeForm, fixed images are rastered and variable elements are processed at a later stage. This minimises the processing load on the controller and speeds up the print process. The result is a print driver-based workflow that is very user-friendly.

### Outstanding Colour across Applications

In demanding print environments, accurate and consistent colour is critical. Integrated Fiery colour management tools provide superior colour control out of the box. Transparencies, drop shadows, and other effects are rendered precisely every time.



# SECURE INFORMATION SHARING

## Link to Cloud Services\*

This MFD doesn't just connect to your local server. It also connects with cloud services directly from its control panel. You can upload scanned data to Google Drive™, OneDrive for Business, SharePoint Online, Box, or Dropbox—or print directly from any of them. Cloud services help to make setting up and managing a server in your company more efficient. Once you log in to the MFD, its single sign-on feature allows you to quickly access multiple software services without having to sign in to each one separately.

\* Requires optional MX-AMX2. Contact a Sharp customer representative for details.

## Application Portal\*

Like a smartphone app store, Sharp's Application Portal offers apps that you can download and install on your MFD. You can access the application server and download apps directly from the MFD.

\* Contact a Sharp customer representative for details.

## Link with Mail Servers

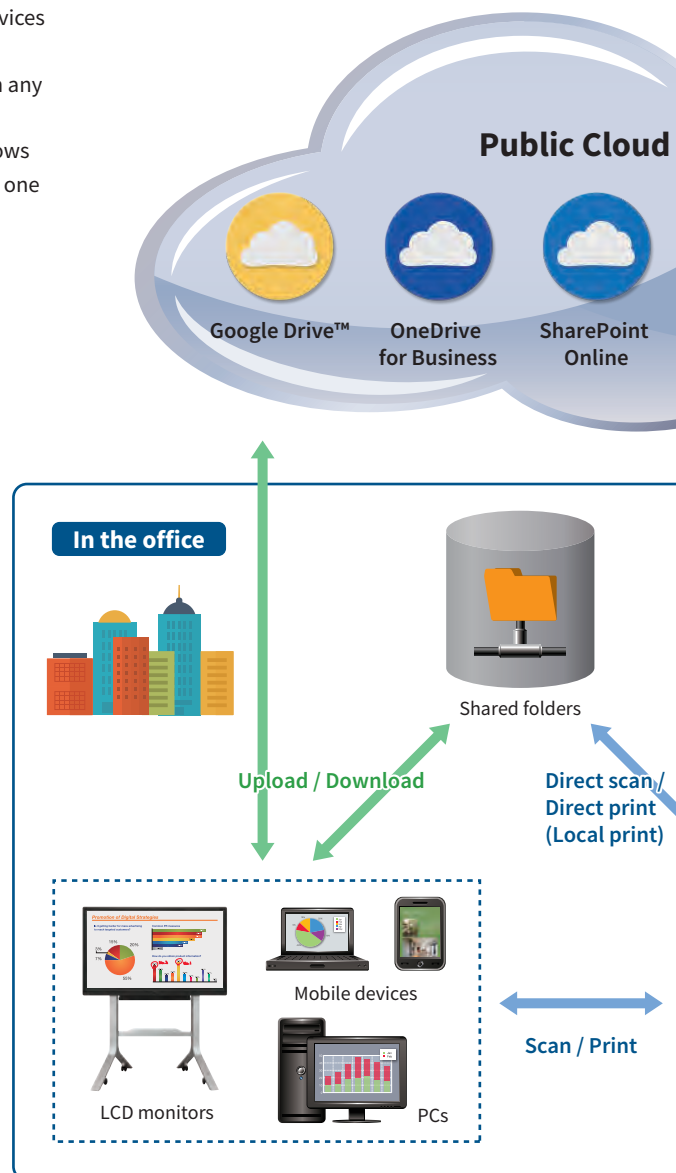
Scanned data can be conveniently sent via your regular Gmail™ or Microsoft Exchange\*/Online account. Sending e-mail is as easy as choosing a recipient from your address book on the mail server. Scanned data that you send can be stored on the mail server with other sent items.

\* Exchange Server 2010/2013/2016/2019, Exchange Online

## Sharp OSA\* (Open Systems Architecture)

Sharp OSA technology allows you to interact with intra-company systems and network applications right from the LCD control panel, offering a new realm of control and convenience. And since Sharp OSA utilises industry-standard network protocols, the MFD can easily integrate with third-party document management systems, enterprise resource planning software, workflow applications, and more. The latest version of Sharp OSA can reach beyond the firewall, enabling extensive system construction as well as services delivered over the Internet such as cloud services.

\* Requires optional MX-AMX2 and/or MX-AMX3.



## Seamless Document Workflow and Management

### Multiple Scan Destinations

Scanned documents can be distributed in a number of ways. For example, they can be sent as e-mail attachments or they can be scanned directly to an FTP server for storage. A standard-equipped compact PDF function ensures that PDF files are sent and received smoothly. When you're scanning large-volume documents, the MFD saves the data on its hard disk and generates a URL for accessing that data. You can then e-mail recipients this URL rather than the full document, thereby reducing the load on the mail server.

### Network Scanner Tool Lite\*

This software makes it easy to scan documents with the MFD and save them in designated folders on your PC, without the need for complicated settings.

\* Download from the following website:  
<https://global.sharp/products/copier/downloads/>

### Document Filing

Document Filing allows files that have been copied, printed, scanned, or faxed\* to be stored by job in a Quick File folder, Main folder, or Custom folder on the MFD's hard disk. From there, they can be instantly recalled for printing and sending at a later time. The Main folder and Custom folder require users to enter a password for access, thereby protecting your sensitive data.

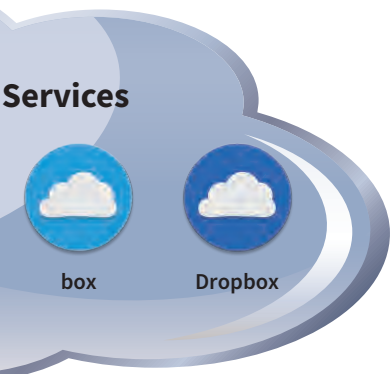
\* For fax and Internet fax jobs, only transmitted data (not received faxes) can be saved via the Document Filing function.

### Easy Sharing of Application Files

The MFD's hard disk enables files created with applications such as Word and Excel to be saved in their original file format and shared across the office network\*.

\* Sharp recommends backing up data saved to the MFD's hard disk.





## Link with Mobile Devices

Connecting the MFD to one or more mobile devices is easy, and it expands your options for sharing data. Not only can you send scanned documents to mobile devices such as smartphones and tablets, you can also print documents or photos sent from those devices.

- The **Sharpdesk Mobile**\*<sup>1</sup> print/scan app lets you easily link your mobile device to the MFD by simply holding it over the MFD's NFC tag\*<sup>2</sup> or by scanning the MFD's QR Code®.

\*1: For details, see the Sharpdesk Mobile support website:  
[https://global.sharp/products/copier/docu\\_solutions/mobile/sharpdesk\\_mobile/](https://global.sharp/products/copier/docu_solutions/mobile/sharpdesk_mobile/)

\*2: The NFC interface is for Android™ devices.

- Popular mobile printing technologies such as **AirPrint** and **Sharp Print Service Plugin** are supported.

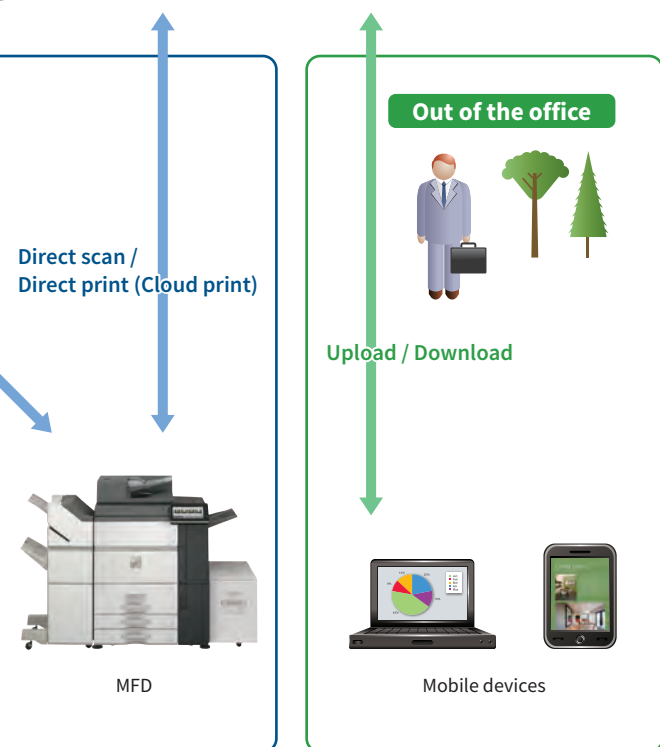
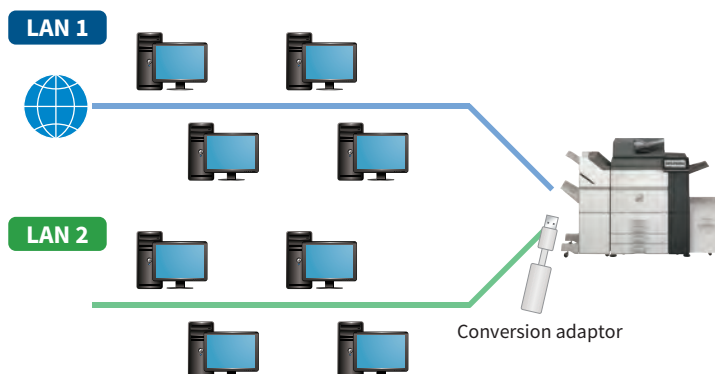
## Wireless Connections

The MFD offers ultra-handry wireless access, enabling convenient access to the MFD even from places where it's difficult to connect a LAN cable.

### Secondary Ethernet Port\*

A secondary Ethernet port allows the MFD to support two separate networks. You can set up different IP addresses and security settings for each line—one in-house, say, and one for visitors. Alternatively, the MFD could be set up to access a web-connected office network as well as a high-security offline network.

\* Requires an Ethernet adaptor that supports two lines. Contact a Sharp customer representative for details.



## Multi-Layered Security

### Network Security and Access Control

- **S/MIME** provides secure e-mail communications\*  
 \* Only when e-mailing scanned data.
- **SSL** (secure sockets layer) and **IPsec** data encryption technologies ensure secure network communications
- **User Authentication** prevents unauthorised MFD use by requiring passwords
- **Active Directory** enables integrated management of user credentials, thereby providing a highly secure and efficient environment for system administrators
- **Whitelisting** protects the MFD from fraudulent programs trying to access the file system and obtain information
- **Image Job Log**\* creates and externally stores an image file (PDF) and a log file (XML) for each job. This helps identify unauthorised use of the MFD.

\* Contact a Sharp customer representative for details on activating this function.

### Document Protection

- **Document Control**\* prevents unauthorised use of confidential documents by embedding copy prevention data in them  
 \* Requires optional MX-FR65U. May not work with certain types of paper, documents (such as those with a large volume of photos), or MFD settings.
- **Hidden Pattern Copy/Print** embeds a watermark, such as "Confidential" or "Not for Copy," onto a document

### Data/System Protection

- Job data is automatically **encrypted**\* before being saved to the MFD's internal storage. Once a job is finished, its encrypted data is **erased**\* by up to 10 automatic overwrites.  
 \* Contact a Sharp customer representative for details on activating this function.
- Retained data can be **erased** when it's time to replace the MFD, preventing the leakage of confidential information
- **Firmware self-recovery** prevents data leaks and firmware damage by automatically restoring files when abnormal activity is detected

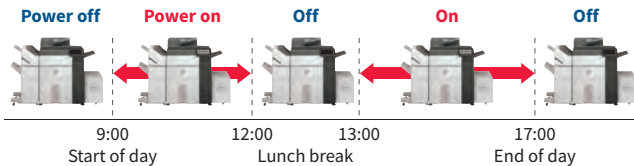
# ENVIRONMENT-FRIENDLY

## Auto Power Shut-Off Mode

Based on prior usage patterns, the MFD automatically determines how long to wait before going into auto power shut-off mode. Shortly before this mode begins, a message appears on the LCD indicating that the MFD will soon shut down and giving you the option to continue operation.

## Power ON/OFF Scheduling

This function automatically turns the MFD on or off according to time schedules set by the administrator.



## Eco Scan

The Eco Scan function saves energy by keeping the fusing system shut down during jobs that don't require its use—for example, during image sending and Document Filing.

## Eco Recommendation

This function suggests environmentally friendly settings before a print\*/copy command is executed from the control panel.

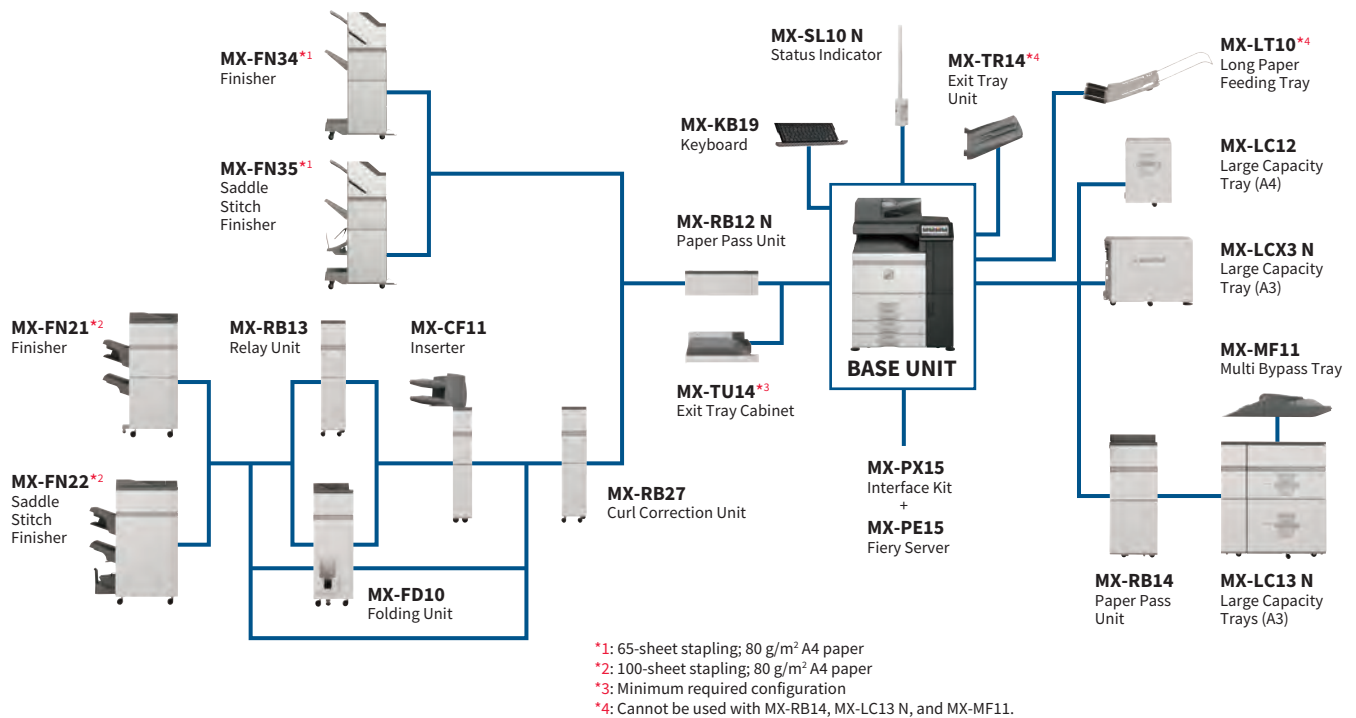
\* For printing Document Filing data and direct printing (FTP/SMB/USB).



## Low Power Consumption

To reduce power consumption, Sharp has applied its advanced technologies across all areas of this MFD, including the hardware, software, electrical system, and supplies. As a result, the MFD delivers exceptional energy efficiency.

# SYSTEM CONFIGURATION



**MX-PN13A/B/C/D**  
Punch Module (for MX-FN21/FN22)

**MX-PN16B/C/D**  
Punch Module (for MX-FN34/FN35)

**MX-TM10**  
Trimming Module (for MX-FN22)

**MX-PF10**  
Barcode Font Kit

**MX-FX15**  
Fax Expansion Kit

**MX-FWX1**  
Internet Fax Expansion Kit

**MX-AMX1**  
Application Integration Module

**MX-AMX2**  
Application Communication Module

**MX-AMX3**  
External Account Module

**MX-FR65U**  
Data Security Kit

# SPECIFICATIONS FOR OPTIONAL EQUIPMENT

## MX-FN34 Finisher

Paper size	Non offset	SRA3/A3W to A5*1
	Offset/staple	A3 to B5*2
Paper weight	Non offset	55 g/m <sup>2</sup> to 300 g/m <sup>2</sup>
	Offset/staple	55 g/m <sup>2</sup> to 256 g/m <sup>2</sup>
Paper capacity	Finisher tray (Non staple)	3,000 sheets (up to A4), 1,500 sheets (up to SRA3)
	(Staple)	200 sets or 3,000 sheets (up to A4), 100 sets or 1,500 sheets (up to A3)
	(Stapleless staple)	200 sets (A4), 100 sets (A3)
Stapling capacity*4	Top tray	250 sheets (up to A4), 125 sheets (up to SRA3)
	Saddle stitch tray	11–20 sheets: 10 sets, 6–10 sheets: 15 sets, 1–5 sheets: 25 sets
Staple position	Staple mode	3 locations (front, rear, or 2-point stapling)
	Stapleless staple mode	1 location (rear)
	Manual staple mode	1 location
Dimensions	With tray stored	533 x 653 x 1,103 mm (W x D x H)
	With tray extended	635 x 653 x 1,167 mm (W x D x H)
Weight (approx.)		33 kg

## MX-FN35 Saddle Stitch Finisher

Paper size	Non offset	SRA3/A3W to A5*1
	Offset/staple	A3 to B5*2
Paper weight	Non offset	55 g/m <sup>2</sup> to 300 g/m <sup>2</sup>
	Offset/staple/folding	55 g/m <sup>2</sup> to 256 g/m <sup>2</sup>
Paper capacity	Finisher tray (Non staple)	3,000 sheets (up to A4), 1,500 sheets (up to SRA3)
	(Staple)	200 sets or 3,000 sheets (up to A4), 100 sets or 1,500 sheets (up to A3)
Stapling capacity*4	Top tray	250 sheets (up to A4), 125 sheets (up to SRA3)
	Saddle stitch tray	11–20 sheets: 10 sets, 6–10 sheets: 15 sets, 1–5 sheets: 25 sets
Staple position	Staple mode	3 locations (front, rear, or 2-point stapling)
	Stapleless staple mode	1 location (rear)
	Manual staple mode	1 location
Dimensions	With tray stored	533 x 653 x 1,103 mm (W x D x H)
	With tray extended	635 x 653 x 1,167 mm (W x D x H)
Weight (approx.)		57 kg

## MX-FN21 Finisher

Paper size	Non offset	SRA3/A3W to A5*1
	Offset/staple	Custom sizes up to 330 x 488 mm A3 to B5*2
Paper weight	Non offset/offset	55 g/m <sup>2</sup> to 300 g/m <sup>2</sup>
	Staple	60 g/m <sup>2</sup> to 300 g/m <sup>2</sup>
Paper capacity	Upper tray	1,500 sheets (up to A4), 750 sheets (up to SRA3)
	Middle tray	250 sheets (up to A4), 125 sheets (up to A3), 30 sheets (up to SRA3)
	Lower tray	2,500 sheets (up to A4), 750 sheets (up to SRA3)
Stapling capacity*4		100 sheets (A4, B5), 50 sheets (A3, B4, A4*7)
Staple position		3 locations (front, rear, 2 staples)
Power consumption (max.)		200 W, 350 W with MX-FD10
Power requirements		230 V, 10 A
Dimensions	With tray stored	654 x 765 x 1,040 mm (W x D x H)
	With tray extended	782 x 765 x 1,040 mm (W x D x H)
Weight (approx.)		61 kg

## MX-FN22 Saddle Stitch Finisher

Paper size	Non offset	SRA3/A3W to A5*1
	Offset/staple	Custom sizes up to 330 x 488 mm A3 to B5*2
Paper weight	Non offset/offset	55 g/m <sup>2</sup> to 300 g/m <sup>2</sup>
	Staple/saddle stitch	60 g/m <sup>2</sup> to 300 g/m <sup>2</sup>
Paper capacity	Upper tray	1,500 sheets (up to A4), 750 sheets (up to SRA3)
	Middle tray	250 sheets (up to A4), 125 sheets (up to A3), 30 sheets (up to SRA3)
	Lower tray	2,500 sheets (up to A4), 750 sheets (up to SRA3)
Stapling capacity*4		100 sheets (A4, B5), 50 sheets (A3, B4, A4*7)
Staple position		3 locations (front, rear, 2 staples)
Power consumption (max.)		200 W, 350 W with MX-FD10
Power requirements		230 V, 10 A
Dimensions	With tray stored	767 x 765 x 1,040 mm (W x D x H)
	With tray extended	896 x 765 x 1,040 mm (W x D x H)
Weight (approx.)		108 kg

\*1: Only short-edge feeding can be used with A5 paper. \*2: Only long-edge feeding can be used with B5 paper. \*3: Long-edge feeding. \*4: Using 80 g/m<sup>2</sup> paper, can include back and front covers (total of 2 sheets) of heaviest paper that can be stapled. \*5: Short-edge feeding. \*6: Guaranteed stapleable weight is up to 64 g/m<sup>2</sup> (4 sheets up to 81.4 g/m<sup>2</sup> and 3 sheets up to 105 g/m<sup>2</sup>). \*7: Only short-edge feeding can be used with A4 paper. \*8: Can include a single cover sheet of 300 g/m<sup>2</sup> or less. \*9: Z-fold and half-fold pages are ejected from the finisher (MX-FN21/FN22). \*10: Only long-edge feeding can be used with A4 and B5 paper.

Note: All specifications relating to paper capacity refer to 80 g/m<sup>2</sup> paper.

## MX-TM10 Trimming Module (for MX-FN22)

Paper size	SRA3/A3W to A4*7
Paper weight	Custom sizes up to 330 x 488 mm 60 g/m <sup>2</sup> to 300 g/m <sup>2</sup>
Acceptable number of sheets*8	2–20 sheets (60 g/m <sup>2</sup> to 81.4 g/m <sup>2</sup> ), 2–10 sheets (more than 81.4 g/m <sup>2</sup> to 105 g/m <sup>2</sup> ), 2–3 sheets (more than 105 g/m <sup>2</sup> to 220 g/m <sup>2</sup> )
Trim width	2 mm to 20 mm in 0.1 mm increments
Power requirements	Powered by MX-FN22 Finisher
Dimensions	251 x 625 x 403 mm (W x D x H)
Weight (approx.)	32 kg

## Punch Modules

Model name	For the MX-FN34/35	-	MX-PN16B	MX-PN16C	MX-PN16D
	For the MX-FN21/22	MX-PN13A	MX-PN13B	MX-PN13C	MX-PN13D
Number of holes		2	3	4/2	4 (wide)
Paper weight		55 to 256 g/m <sup>2</sup>			
Power requirements		Powered by MX-FN34/FN35/FN21/FN22 Finisher			

## MX-FD10 Folding Unit

Folding mode	Z-fold, C-fold, Accordion-fold, Double-fold, Half-fold
Paper size	Z-/Half-fold*9 C-/Accordion-/Double-fold A4*7
Paper capacity	Z-/Half-fold*9 C-/Accordion-fold Double-fold
Paper weight	30 sheets (up to A3), 10 sheets (A4*) 40 sheets (A4) 25 sheets (A4)
Power requirements	55 g/m <sup>2</sup> to 105 g/m <sup>2</sup> Powered by MX-FN21/FN22 Finisher
Dimensions	336 x 793 x 1,050 mm (W x D x H)
Weight (approx.)	66 kg

## MX-RB27 Curl Correction Unit

Paper size	SRA3/A3W to A5*1
Paper weight	Custom sizes up to 330 x 488 mm 55 g/m <sup>2</sup> to 300 g/m <sup>2</sup>
Power requirements	Supplied by main unit
Dimensions	214 x 762 x 986 mm (W x D x H)
Weight (approx.)	19 kg

## MX-CF11 Inserter

Paper size	SRA3/A3W to A5*1	
Paper weight	Custom sizes up to 330 x 488 mm 60 g/m <sup>2</sup> to 220 g/m <sup>2</sup>	
Paper capacity	Upper/lower tray 200 sheets/each	
Power requirements	Supplied by main unit	
Dimensions	With tray stored	540 x 760 x 1,276 mm (W x D x H)
	With tray extended	690 x 760 x 1,276 mm (W x D x H)
Weight (approx.)		45 kg

## MX-LC12 Large Capacity Tray (A4)

Paper size	A4, B5*10
Paper weight	60 g/m <sup>2</sup> to 220 g/m <sup>2</sup>
Paper capacity	3,500 sheets
Power requirements	Supplied by main unit
Dimensions	376 x 576 x 524 mm (W x D x H)
Weight (approx.)	29 kg

## MX-LCX3 N Large Capacity Tray (A3)

Paper size	SRA3/A3W to B5*2
Paper weight	60 g/m <sup>2</sup> to 220 g/m <sup>2</sup>
Paper capacity	3,000 sheets
Power requirements	Supplied by main unit
Dimensions	670 x 570 x 525 mm (W x D x H)
Weight (approx.)	50 kg

## MX-MF11 Multi Bypass Tray (for MX-LC13 N)

Paper size	SRA3/A3W to A5*1	
Paper weight	Custom sizes up to 330 x 488 mm 55 g/m <sup>2</sup> to 220 g/m <sup>2</sup>	
Paper capacity	500 sheets	
Power requirements	Powered by MX-LC13 N Large Capacity Trays	
Dimensions	With tray stored	705 x 556 x 203 mm (W x D x H)
	With tray extended	878 x 556 x 203 mm (W x D x H)
Weight (approx.)		18 kg

## MX-LC13 N Large Capacity Trays

Paper size	SRA3/A3W to B5
Paper weight	Custom sizes up to 330 x 488 mm 55 g/m <sup>2</sup> to 300 g/m <sup>2</sup>
Paper capacity	Upper/lower tray 2,500 sheets/each
Power consumption (max.)	900 W
Power requirements	230 V, 10 A
Dimensions	895 x 763 x 986 mm (W x D x H)
Weight (approx.)	131 kg

## MX-LT10 Long Paper Feeding Tray

Paper size	Width	90 mm to 305 mm
	Length	489 mm to 1,300 mm
Paper capacity		1 sheet
Dimensions	With tray stored	338 x 195 x 107 mm (W x D x H)
	With tray extended	581 x 195 x 130 mm (W x D x H)
Weight (approx.)		1 kg

## SPECIFICATIONS

### General

Type	Console
Engine speed	A4*1: Colour max. 80/70 ppm, B/W max. 80/75 ppm A3: Max. 37/34 ppm SRA3: Max. 35/33 ppm 10.1-inch colour LCD touchscreen
Control panel display	Max. SRA3/A3W, min. A5*2
Paper size	Standard: 3,100 sheets
Paper capacity (80 g/m <sup>2</sup> )	(1,200-sheet tray, 800-sheet tray, 500-sheet tray x 2, and 100-sheet multi bypass tray) Maximum: 8,500 sheets (3,000 sheets & optional 2 x 2,500-sheet tray and 500-sheet multi bypass tray) Tray 1&2: 60 g/m <sup>2</sup> to 105 g/m <sup>2</sup> Tray 3&4: 60 g/m <sup>2</sup> to 300 g/m <sup>2</sup> Multi bypass tray: [Standard] 55 g/m <sup>2</sup> to 300 g/m <sup>2</sup> [MX-MF11] 55 g/m <sup>2</sup> to 220 g/m <sup>2</sup> Large capacity tray: [MX-LC12/LCX3N] 60 g/m <sup>2</sup> to 220 g/m <sup>2</sup> [MX-LC13N] 55 g/m <sup>2</sup> to 300 g/m <sup>2</sup>
Paper weight	Tray 1&2: 60 g/m <sup>2</sup> to 105 g/m <sup>2</sup> Tray 3&4: 60 g/m <sup>2</sup> to 300 g/m <sup>2</sup> Multi bypass tray: [Standard] 55 g/m <sup>2</sup> to 300 g/m <sup>2</sup> [MX-MF11] 55 g/m <sup>2</sup> to 220 g/m <sup>2</sup> Large capacity tray: [MX-LC12/LCX3N] 60 g/m <sup>2</sup> to 220 g/m <sup>2</sup> [MX-LC13N] 55 g/m <sup>2</sup> to 300 g/m <sup>2</sup>
Warm-up time*3	55 sec.*4
Memory	6 GB (copy/print shared) 1 TB HDD*5
Power requirements	AC 220 V to 240 V, 8 A, 50/60 Hz (10 A plug x 2)
Power consumption (max.)	Max. 3.84 kW (220 V to 240 V)
Dimensions (W x D x H)*6	845 x 844 x 1,249 mm
Weight (approx.)	209 kg

### Copier

Original paper size	Max. A3
First copy time*7	Full colour: 5.1/5.6 sec. B/W: 3.7/4.0 sec.
Continuous copy	Max. 9,999 copies
Resolution	Scan (colour): 600 x 600 dpi Scan (B/W): 600 x 600 dpi, 600 x 400 dpi Print (colour): 600 x 600 dpi, 9,600 (equivalent) x 600 dpi (depending on copy mode) Print (B/W): 1,200 x 1,200 dpi, 600 x 600 dpi, 9,600 (equivalent) x 600 dpi (depending on copy mode) Equivalent to 256 levels
Gradation	Equivalent to 256 levels
Zoom range	25% to 400% (25% to 200% using DSPF) in 1% increments
Preset copy ratios	Metric: 10 ratios (5R/5E), inch: 8 ratios (4R/4E)

### Scanner

Scan method	Push scan (via control panel) Pull scan (TWAIN-compliant application)
Scan speed*8 (colour & B/W)	One-sided: Max. 120 originals/min. Two-sided: Max. 240 originals/min.
Resolution	Push scan: 100, 150, 200, 300, 400, 600 dpi Pull scan: 75, 100, 150, 200, 300, 400, 600 dpi 50 dpi to 9,600 dpi via user setting*9
File formats	TIFF, PDF, PDF/A-1a, PDF/A-1b, encrypted PDF, XPS, compact PDF*10, JPEG*10, searchable PDF, OOXML (pptx, xlsx, docx), text (TXT [UTF-8]), rich text (RTF)
Scan destinations	Scan to e-mail/desktop*11/FTP server/network folder (SMB)/USB drive/local drive

### Document Filing

Document filing capacity*12	Main and custom folders: 35,000 pages or 5,000 files Quick file folder: 10,000 pages or 1,000 files
Stored jobs*13	Copy, print, scan, fax
Storage folders	Quick file folder, main folder, custom folder (max. 1,000 folders)

\*1: Long-edge feeding. \*2: Only short-edge feeding can be used with A5 paper.  
\*3: In a standard measurement environment. May vary depending on operating conditions and environment. \*4: When starting the MFD via the power button. 66 seconds when starting via the main power switch. \*5: HDD capacity depends on procurement and sourcing status. \*6: Including adjusters and protuberances.  
\*7: Long-edge feeding of A4 sheets from 2nd paper tray, using document glass, without Auto Colour Selection and Auto Colour mode, MFD in fully ready condition. May vary depending on operating conditions and environment.  
\*8: Based on Sharp's A4 standard chart, using document feeder, long-edge feeding, and factory default settings. Scan speed will vary depending on the type of document and the scan settings. \*9: Resolution will vary depending on the size of the scanned area. \*10: Colour/greyscale only. \*11: Requires Network Scanner Tool Lite. \*12: Storage capacity will vary depending on the type of document and the scan settings. \*13: Some features require optional equipment. \*14: Based on Sharp's standard chart with approx. 700 characters (A4 long-edge feeding) at standard resolution in Super G3 mode, 33,600 bps, JBIG compression.

### Printer

Resolution	1,200 x 1,200 dpi, 600 x 600 dpi, 9,600 (equivalent) x 600 dpi
Interface	USB 2.0 (host, high-speed), 10Base-T/100Base-TX/1000Base-T, wireless LAN (IEEE 802.11 b/g/n)
Supported OS	Windows Server 2012, Windows Server 2012 R2, Windows Server 2016, Windows Server 2019, Windows Server 2022, Windows 8.1, Windows 10, Windows 11, Mac OS 10.9, 10.10, 10.11, 10.12, 10.13, 10.14, 10.15, 11, 12
Network protocols	TCP/IP
Printing protocols	LPR, Raw TCP (port 9100), POP3 (e-mail printing), HTTP, FTP for downloading print files, IPP, SMB, WSD
PDL	PCL 6 emulation, Adobe PostScript 3
Available fonts	80 fonts for PCL, 139 fonts for Adobe PostScript 3

### Fiery® Server (requires optional MX-PE15 and MX-PX15)

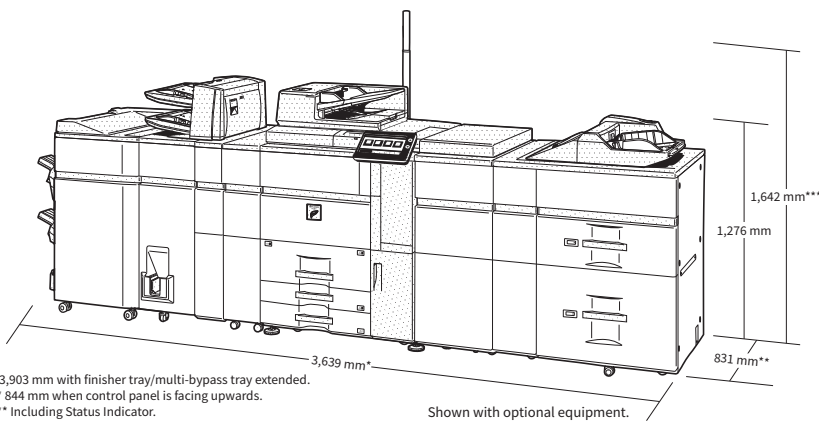
Type	Embedded server
System software	Fiery FS400
Operating system	Linux
CPU	Intel® Pentium® G4400, 3.3 GHz
Memory	4 GB RAM 500 GB HDD
Resolution	1,200 x 1,200 dpi, 600 x 600 dpi (PS, PCL)
Supported OS	Windows Server 2012, Windows Server 2012 R2, Windows Server 2016, Windows Server 2019, Windows Server 2022, Windows 8.1, Windows 10, Windows 11, Mac OS 10.11, 10.12, 10.13, 10.14, 10.15, 11, 12
Network protocols	TCP/IP, LDAP, iPrint thru LPR
Interface	Gigabit Ethernet
Printing protocols	LPD, PAP, SMB, port 9100, IPP 1.1, FTP printing, e-mail print, WSD
PDL	Adobe PostScript 3
Available fonts	138 fonts for Adobe PostScript 3
Power requirements	AC 100 V to 240 V, 50/60 Hz
Power consumption	Max. 0.15 kW
Dimensions (W x D x H)	271.5 x 296.9 x 89.4 mm
Weight (approx.)	5.6 kg

### Facsimile (requires optional MX-FX15)

Compression method	MH/MR/MMR/JBIG
Communication protocol	Super G3/G3
Transmission time	Less than 3 seconds*14
Modem speed	33,600 bps to 2,400 bps with automatic fallback
Transmission resolution	From Standard (203.2 x 97.8 dpi) to Ultra Fine (406.4 x 391 dpi)
Recording size	A3 to A5
Memory	1 GB (built-in)
Greyscale levels	Equivalent to 256 levels

• Design and specifications are subject to change without prior notice.  
• Microsoft, Active Directory, Excel, OneDrive, PowerPoint, SharePoint, Windows, and Windows Server are trademarks of the Microsoft group of companies. Command WorkStation, the EFI logo, Fiery, and the Fiery logo are registered trademarks of Electronics for Imaging, Inc. in the US and/or certain other countries. EFI and FreeForm are trademarks of Electronics for Imaging, Inc. in the US and/or certain other countries. Adobe and PostScript are either registered trademarks or trademarks of Adobe in the US and/or other countries. Google Drive, Gmail, and Android are trademarks of Google LLC. AirPrint and Mac are trademarks of Apple Inc., registered in the US and other countries. PCL is a registered trademark of Hewlett-Packard Company. Intel and Pentium are trademarks of Intel Corporation or its subsidiaries in the US and/or other countries. Qualcomm DirectOffice is a product of Qualcomm Technologies, Inc. and/or its subsidiaries. Qualcomm is a trademark of Qualcomm Incorporated, registered in the US and other countries. DirectOffice is a trademark of CSR Imaging US, LP, registered in the US and other countries. All other brand names and product names may be trademarks or registered trademarks of their respective owners.

Qualcomm® DirectOffice™



\* 3,639 mm with finisher tray/multi-bypass tray extended.  
\*\* 844 mm when control panel is facing upwards.  
\*\*\* Including Status Indicator.  
Shown with optional equipment.

Distributed by:



**SHARP CORPORATION OF AUSTRALIA PTY LTD**  
 ABN 00 003 039 405  
 P.O. Box 84, Macquarie Park, NSW 2113  
 Tel: 1300 135 022  
 www.sharp.net.au